

BS-9464

CAR DOOR ADJUSTER TOOL • ALIGNMENT CAR DOOR TOOL



- The Car Door Adjuster Tool is an essential tool for auto body professionals, mechanics, and DIY enthusiasts looking to precisely adjust and align car doors and hinges.
- Designed for universal compatibility, this tool works with most cars and light trucks, ensuring proper door closure, reducing wind noise, and preventing misalignment issues.

Key Features:

- **Effortless Door Hinge Adjustment:** Designed to correct misaligned doors by providing precise leverage to shift hinges into the correct position.
- **Universal Compatibility:** Works on most passenger cars, SUVs, and light-duty trucks, making it a must-have for auto repair shops and home garages.
- **Durable & Heavy-Duty Construction:** Made from high-strength hardened steel, ensuring long-lasting performance and resistance to wear and tear.
- **Enhanced Leverage Design:** Features a 19mm hex opening, allowing users to apply extra force using a wrench for easier adjustments.
- **Time-Saving & Convenient:** Eliminates the need for complex manual adjustments, reducing repair time and effort significantly.

How to Use:

1. Insert the tool over the hinge pin or bolt.
2. Use a 19mm wrench to apply controlled force and adjust the door to the desired position.
3. Check alignment and repeat if necessary for a perfect fit.

- This professional-grade car door alignment tool is ideal for auto body repairs, door hinge replacements, and routine maintenance.

BS-9469

U-BOLT FITTINGS



BS-9491

LATERAL TENSION PULLER SET

- A lateral tension tool is a mechanical device designed to apply controlled lateral force to adjust, align, or stabilize components. It is used in automotive, construction, and structural applications where precision alignment is needed.

Features:

1. **Adjustable Threaded Rod:** The long threaded rod allows for precise tensioning and adjustment.
2. **Dual Clamping Plates:** These plates distribute the applied force evenly across the workpiece.
3. **Rotary Adjustment Knob:** Easy to control the tension during the operation
4. **Durable Construction:** Usually made of high-strength steel or alloy for longevity and resistance to mechanical stress.
5. **Universal Compatibility:** Suitable for various surfaces and materials.


Applications:

- **Automotive Repairs:** Aligning body panels, frames, or structural reinforcements.
- **Construction:** Holding or bracing structures in place during assembly.
- **Metalworking & Welding:** Ensuring precise positioning of components.
- **Woodworking:** Providing lateral force to secure joints.



BS-9466



12PCS CURVED GLUE PULLER TABS- HDPE



Serrated Curved Gule Puller Tab	Solid Curved Gule Puller Tab
150mmLength x 24mm base	150mmLength x 24mm base
80mmLength x 24mm base	80mmLength x 24mm base
50mmLength x 24mm base	50mmLength x 24mm base
150mmLength x 12mm base	150mmLength x 12mm base
80mmLength x 12mm base	80mmLength x 12mm base
50mmLength x 12mm base	50mmLength x 12mm base

BS-9488

8PCS STRETCH BASE PULLER TABS




• Size: 10.5 *4.8CM & 5.2*4.8CM

BS-9461 SERIES CENTIPEDE ADAPTER

- 9461-1 1" CENTIPEDE ADAPTER
- 9461-2 2" CENTIPEDE ADAPTER
- 9461-3 3" CENTIPEDE ADAPTER
- 9461-5 5" CENTIPEDE ADAPTER
- 9461-10 10" CENTIPEDE ADAPTER
- 9461-12 12" CENTIPEDE ADAPTER

• SUITABLE FOR OUR PART NO.
BS-9431 & BS-9432 & BS-9433
BS-9492 & BS-9493 & BS-9494



BS-9462 SERIES CENTIPEDE ADAPTER

- 9462-3 3" CURVED CENTIPEDE ADAPTER
- 9462-5 5" CURVED CENTIPEDE ADAPTER
- 9462-10 10" CURVED CENTIPEDE ADAPTER
- 9462-12 12" CURVED CENTIPEDE ADAPTER

• SUITABLE FOR OUR PART NO.
BS-9431 & BS-9432 & BS-9433
BS-9492 & BS-9493 & BS-9494



GT-9670

2.8MM CARPENTERS PENCIL



- Total Length: 145 mm
- Lead: Ø 2,8 mm and 120 mm Length, Graphite 2B
- Surfaces that can be marked: wood, metal, concrete, glass or cement..etc..
- Integrated sharpener
- 6 spare leads included

GT-9641

CONTROL CABINET KEY



- Material: Zinc Alloy
- Exterior Treatment: Electrolytic Polishing
- [Material]
4 way multi-function utility key with cross shape design, made of high quality zinc alloy, not easy to rust, durable.
- [Dimension]
The cross wrench has 4 shapes, including two square (8 x 8 mm, 6 x 6 mm), one triangle (7 x 3 mm) and one key shape (6 mm).
Bits : PH2 & SL7

GT-9645

4 JAW PIACK UP WITH LED -720MM




GT-9645-1


4 JAW PIACK UP -720MM

- Magnetic Strength: 2Lbs
- Color Option : Dark Blue / Light Blue

• Dark Blue



• Light Blue



SB-9384


WIRE STRIPPER




- Working Range:
0.2-6mm² AWG 10-24

SB-9385

MC4 SOLAR CRIMPING PLIERS



- Length : 204 mm
- Width : 85mm



SB-9386-1

8" VDE CABLE SHEARS



- Precisely treated and sharpened blades, high wear resistance.
- Cr-Mo steel has higher wear resistance than most common steel used for pliers.
- The right tool for cable cutting. Smooth and clean cuts without crushing or deforming the cable.
- For Alum. and copper cable only.

SB-9388

VDE FLAT NOSE PLIERS 45° ANGLED



- Serrated jaws can grip flat and round objects.
- Ultra smooth precisely riveted joint with no side play.
- 45° bent jaw for easier to reach objects.