

kaupa

KAUPA INTERNATIONAL CO., LTD.



Garden Tools

Garden Tools



SNOW SHOVELS

GD-9020

- Alum Blade w/Extension Alum.
- T-handle.



GD-9019

- Alum Blade w/Alum.
- T-handle.



GD-9021

- Alum Blade w/Alum.
- Curved Two Section T-handle.





GD-9022
SNOW SHOVELS
• 350 × 390 × 1160MM
• THICKNESS: 2.3MM



GD-9024
SNOW SHOVELS
• 370 × 500 × 1160MM
• THICKNESS: 2.3MM



GD-9023
SNOW SHOVELS
• 350 × 460 × 1160MM
• THICKNESS: 2.3MM

GD-9025
SNOW SHOVELS
• 370 × 470 × 1160MM
• THICKNESS: 5MM



GD-9156
POLY SNOW SHOVEL



GD-9157
POLY SNOW SHOVEL



GD-9158
POLY SNOW SHOVEL



GD-9026
ALUMINUM SCOOP SHOVEL
• 16" X 11-1/2" Blade.
• 2.0 mm Thick.
• 23" Wood Handle W/Poly D-Grip.



GD-9027
MINI SQUARE POINT SHOVEL
• 8" X 6" Blade.
• 12" Wood Handle W/Poly D-Grip.



GD-9029
ROUND POINT SHOVEL
• Forward Turned Step.
• 275 X 214mm Blade.
• 24" Wood Handle W/Poly D-Grip.



GD-9028
MINI ROUND POINT SHOVEL
• 8" X 6" Blade.
• 12" Wood Handle W/Poly D-Grip.



GD-9030
BORDER SPADE
• 145 X 255mm Blade.
• 16" Wood Handle W/Poly D-Grip.





GD-9031

BORDER SPADE

- 175 × 285mm Blade.
- 16" Wood Handle W/Poly D-Grip.



GD-9032

SQUARE POINT SHOVEL

- Forward Turned Step.
- 280 × 237mm Blade.
- 48" Wood Handle.



GD-9033

ROUND POINT SHOVEL

- Forward Turned Step.
- 275 × 214mm Blade.
- 48" Wood Handle.



GD-9034

SQUARE POINT SHOVEL

- Forward Turned Step.
- 280 × 237mm Blade.
- 24" Wood Handle W/Poly D-Grip.

GD-9035

ROUND POINT DIGGING SHOVEL

- 9-1/2" X 12" Industrial Gauge Blade.
- 2 Rivet.
- 11" Tab Socket.
- 30" Wood Handle W/Poly D-Grip.



GD-9036

ROUND POINT DIGGING SHOVEL

- 9-1/2" X 12" Industrial Gauge Blade.
- 2 Rivet.
- 11" Tab Socket.
- 48" Wood Handle.



GD-9037

SQUARE POINT DIGGING SHOVEL

- 9-1/2" X 12" Industrial Gauge Blade.
- 2 Rivet.
- 11" Tab Socket.
- 30" Wood Handle W/Poly D-Grip.



GD-9038

SQUARE POINT DIGGING SHOVEL

- 9-1/2" X 12" Industrial Gauge Blade.
- 2 Rivet.
- 11" Tab Socket.
- 48" Wood Handle.



GD-9039

SQUARE POINT DIGGING SHOVEL

- W/POLY D GRIP.



GD-9040

ROUND POINT DIGGING SHOVEL

- W/POLY D GRIP.




Garden Tools



GD-9041

16" STEEL LEAF RAKE HEAD

- 22 Steel Tines.



GD-9043

18" STEEL LEAF RAKE HEAD

- 22 Steel Tines.



GD-9045

24" STEEL BOLT-THRU LEAF RAKE HEAD

- 24 Steel Tines.
- Heavy Steel Spring Brace.



GD-9042

23-1/2" STEEL LEAF RAKE

- 22 Steel Tines.
- Heavy Steel Spring Brace.



GD-9044

20" POLY-STEEL LEAF RAKE

- 22 Galvanized Steel Tines.
- Spring Brace.



GD-9046

18" STEEL LEAF RAKE

- 18 Steel Tines.
- Steel Spring Brace.

GD-9047

18" STEEL LEAF RAKE
 • 22 Steel Tines.



GD-9049

16" STEEL "U" BOLT CLIP LEAF RAKE
 • 22 Steel Tines.



GD-9051

H.D. EURO ADJ. STEEL RAKE
 • 22 Steel Tines.



GD-9048

7"-22" ADJUSTABLE LEAF RAKE
 • 15 Steel Tines.
 • Versatile Rake Head and Steel Telescopic Handle.



GD-9050

7"-22" ADJUSTABLE LEAF RAKE
 • 15 Steel Tines.
 • Versatile Rake Head.
 • Steel Handle w/Vinyl Grip.



GD-9052

11"-19" ADJUSTABLE LEAF RAKE
 • 22 Steel Tines.
 • Versatile Rake Head.

GD-9053

18" FLEXIBLE STEEL LAWN RAKE

- 25 Heavy-Duty.
- Wide.
- Curved Tine.



GD-9055

18" FLEXIBLE STEEL LAWN RAKE

- 25 Heavy-Duty.
- Wide.
- Curved Tine.
- 54" Aluminum Handle W/Brush Guard.



GD-9054

18" FLEXIBLE STEEL LAWN RAKE

- 25 Heavy-Duty.
- Wide.
- Curved Tine.
- 48" Aluminum Handle.



GD-9056

8" FLEXIBLE STEEL LAWN RAKE

- 11 Heavy-Duty.
- Wide.
- Curved Tine.
- 48" Aluminum Handle.



GD-9057

BORDER FORK

- 4-Prong Fork.
- 54" Hardwood.





GD-9058
 MANURE/BEDDING FORK
 • 10 Round Welded Tines.
 • 48" Wood Handle.



GD-9059
 ENSILAGE FORK
 • 10 Round Welded Tines.
 • 30" Wood Handle W/Poly D-Grip.



GD-9061
 FORGED MANURE FORK
 • 4-Tine.
 • 10" Ferrule.
 • 24" Wood Handle W/Poly D-Grip.



GD-9063
 FORGED MANURE FORK
 • 5-Tine.
 • 10" Ferrule.
 • 24" Wood Handle W/Poly D-Grip.



GD-9060
 FORGED MANURE FORK
 • 3-Tine.
 • 4" Ferrule.
 • 48" Wood Handle



GD-9062
 FORGED MANURE FORK
 • 4-Tine.
 • 10" Ferrule.
 • 48" Wood Handle



GD-9064
 FORGED MANURE FORK
 • 5-Tine.
 • 10" Ferrule.
 • 48" Wood Handle

GD-9065

WELDED BOW RAKE

- 16 Teeth Welded Head.
- Steel Ferrule.
- 54" Wood Handle.



GD-9067

FORGED BOW RAKE

- 14 Teeth.
- Steel Ferrule.
- 54" Wood Handle.



GD-9069

FOUR PRONGS FORGED CULTIVATOR

- 4 Curved Tines.
- Steel Ferrule.
- 54" Wood Handle.



GD-9066

WELDED BOW RAKE

- 14 Teeth.
- 13-3/4" X 2-3/4" Welded Head
- Steel Ferrule.
- 54" Wood Handle.



GD-9068

FORGED BOW RAKE

- 16 Teeth.
- Extra Thick End Teeth.
- 16-1/4" One Piece Forged Head
- Steel Ferrule.
- 54" Wood Handle.



GD-9070
FOUR PRONGS CULTIVATOR
• 1" x 48" Wood Handle.



GD-9072
WELD LEVEL RAKE
• 12 Curved Teeth.
• 48" Wood Handle.



GD-9074
WELD LEVEL RAKE
• 14-Prong Twisted.
• 48" Wood Handle.



GD-9071
WELD BOW RAKE
• 14 Teeth.
• 48" Wood Handle.



GD-9073
WELD LEVEL RAKE
• 14 Curved Teeth.
• 48" Wood Handle.

GD-9076
WELD LEVEL RAKE
• 10-Tine.
• 48" Wood Handle.



GD-9078
GARDEN RAKE
• 14 Teeth.
• 54" Wood Handle.



GD-9075
WELD LEVEL RAKE
• 12-Tine.
• 48" Wood Handle.



GD-9077
WELD LEVEL RAKE
• 14-Tine.
• 48" Wood Handle.



GD-9079
WELD LEVEL RAKE
• 16-Tine.
• 48" Wood Handle.



GD-9080

FORGED ROAD/STONE RAKE

- 16 Extra Heavy.
- Straight Teeth.
- 17-3/4" × 4" One Piece Forged Head.
- Steel Ferrule.
- 54" Wood Handle.



GD-9082

ASPHALT/TAR RAKE

- 14 Teeth.
- 16" × 4" Forged Head Nailed to Handle.
- 8" Steel Tube W/Cap.
- 54" Wood Handle.



GD-9083

FORGED LEVEL RAKE

- 14 Curved Teeth.
- 15" × 3-1/4" One Piece Forged Head.
- Steel Ferrule.
- 54" Wood Handle.

GD-9081

FORGED ROAD/STONE RAKE

- 14 Extra Heavy.
- Straight Teeth.
- 15-1/2" × 4" One Piece Forged Head.
- Steel Ferrule.
- 54" Wood Handle.



GD-9084

30" ALUMINUM LANDSCAPE RAKE

- Wrap-Around Brace.
- 66" Powder-Coated Aluminum Handle W/5-1/2" End Grip.



GD-9086

30" ALUMINUM ASPHALT LUTE RAKE

- Wrap-Around Brace.
- 82" Powder-Coated Aluminum Handle W/5-1/2" End Grip.



GD-9085

36" ALUMINUM LANDSCAPE RAKE

- Wrap-Around Brace.
- 66" Powder-Coated Aluminum Handle W/5-1/2" End Grip.



GD-9087

36" ALUMINUM ASPHALT LUTE RAKE

- Wrap-Around Brace.
- 82" Powder-Coated Aluminum Handle W/5-1/2" End Grip.

GD-9089

WELDED FLORAL HOE

- 6-1/4" X 4" Blade.
- 48" Wood Handle.



GD-9091

FORGED WARREN HOE

- 4-3/4" X 6-3/4" Blade.
- Steel Ferrule.
- 48" Wood Handle.



GD-9093

FORGED GARDEN HOE

- 7" X 3-1/2" Blade.
- Steel Ferrule.
- 54" Wood Handle.



GD-9088

WELDED MORTAR HOE

- 9" X 6" Perforated Blade.
- Steel Ferrule.
- 48" Wood Handle.



GD-9090

WELDED GARDEN HOE

- 6-1/4" X 4-3/4" Blade.
- Steel Ferrule.
- 54" Wood Handle.



GD-9092

FORGED GARDEN HOE

- 6" X 3-1/2" Blade.
- Steel Ferrule.
- 54" Wood Handle.

GD-9097
2-PRONG HEART HOE
• Wood Handle W/Foam Grip.



GD-9099
4-TINE CULTIVATOR
• Wood Handle W/Foam Grip.




GD-9094
2-PRONG SQUARE HOE
• Wood Handle W/Foam Grip.



GD-9100
L TYPE DIFFER
• Wood Handle W/Foam Grip.



GD-9096
TRANSPLANTER
• Wood Handle W/Foam Grip.



GD-9098
TROWEL
• Wood Handle W/Foam Grip.

GD-9101
FRUIT PICKER
• Chrome Plated.
• Cotton Bag.
• Green Top.



GD-9105

LYTPE DIFFER

- Chromed Plated.
- Green Top.



GD-9107

TRANSPLANTER

- Chromed Plated.
- Green Top.



GD-9102

ATUO BULB PLANTER

- Chromed Plated.
- Green Top.



GD-9103

SQUARE-TRIDENT HOE

- Chromed Plated.
- Green Top.



GD-9108

TROWEL

- Chromed Plated.
- Green Top.



GD-9104

HEART-TRIDENT HOE

- Chromed Plated.
- Green Top.



GD-9109

5-TINE CULTIVATOR

- Chromed Plated.
- Green Top.



GD-9106

4-TINE RAKE

- Chromed Plated.
- Green Top.



GD-9111
FORGED SOIL KNIFE
• Steel Ferrule.
• 15" Hardwood.

GD-9110
FORGED WEEDING HOE
• Steel Ferrule.
• 15" Hardwood.

GD-9113
FORGED 3-PRONG CULTIVATOR
• Steel Ferrule.
• 15" Hardwood.

GD-9112
FORGED NURSERY TROWEL

GD-9114
6-TINE DECK RAKE
• Steel Ferrule.
• 15" Hardwood.

GD-9116
GARDEN TROWEL
• Steel Ferrule.
• 15" Hardwood.

GD-9115
FORGED DANDELION WEEDER
• Steel Ferrule.
• 15" Hardwood.

GD-9120
 FORGED V-HOE
 • Steel Ferrule.
 • 54" Hardwood.



GD-9121
 8-TINE LEVEL RAKE
 • Steel Ferrule.
 • 54" Hardwood.



GD-9119
 FORGED 3-PRONG CULTIVATOR
 • Steel Ferrule.
 • 54" Hardwood.



GD-9117
 FLORAL ROUND POINT SHOVAL
 • With 30" Hardwood and Poly D Grip.



GD-9118
 FLORAL ROUND POINT SHOVAL
 • With 44" Hardwood.



GD-9122
 HEAVY SHOVEL
 • With 130mm Wood Handle.



GD-9123
 LIGHT SHOVEL
 • With 130mm Wood Handle.



GD-9124
FORGED HALF MOON TURF/WALKER EDGER

- 9" X 4-3/4" Double-Edge Blade.
- Turned Step.
- 48" Wood Handle.



GD-9125
DUAL WHEEL ROTARY LAWN EDGER



GD-9126
SINGLE EDGER WHEEL EDGER

- Steel Handle W/Vinyl Grips.



GD-9127
DUAL WHEEL ROTARY LAWN EDGER



GD-9128
SINGLE WHEEL ROTARY LAWN EDGER





GD-9129
DUAL WHEEL ROTARY LAWN EDGER



GD-9130
GARDEN EDGER WHEEL TRIMMER
• Foot Step.
• Steel Handle W/Vinyl Grips.



GD-9150
HALF MOON WEEDING HOE
• With 1" X 48" Wood Handle.



GD-9140
ACTION SCUFFLE WEEDING HOE
• 1 X 1-1/8" X 54" Wood Handle.



GD-9139
SCUFFLE WEEDING HOE
• 1 X 1-1/8" X 54" Wood Handle.



GD-9141
EZ WEEDING HOE
• 1" X 48" Wood Handle.

GD-9135
TWO PRONGS HEART HOE
• 1" X 48" Wood Handle.



GD-9136
TWO PRONGS SQUARE HOE
• 1" X 48" Wood Handle.

GD-9137
DELUX 3 PRONGS CULTIVATOR
• 1" X 48" Wood Handle.



GD-9138
DIG-EZ POST HOLE DIGGER
• 4-3/4" X 13"
• 48" Wood Handle.

GD-9151
3 PRONGS CULTIVATOR
• With 36" Wood Handle.





GD-9154
BORDER FORK
• With 16" Wood Handle/
Polyd Grip.



GD-9159
MINI 4 PRONGS FORK
• With 12" Wood Handle W/
Polyd Grip.



GD-9155
BORDER FORK
• With 16" Wood Handle/
Polyd Grip.

GD-9153
11 LEAF RAKE
• With 36" Wood Handle.





GD-9142
GARDEN RAKE
• 11 Tines.
• 36" Wood Handle.

GD-9143
GARDEN SHOVEL
• 36" Wood Handle.



GD-9146
MINI STEEL LEAF RAKE
• 7 Tines.
• 30" Wood Handle.

GD-9144
GARDEN HOE
• 36" Wood Handle.



GD-9145
GARDEN WELDED LEVEL RAKE
• 7 Curved Teeth.
• 36" Wood Handle.



GD-9147
MINI FLORAL SHOVEL
• 30" Wood Handle.



GD-9148
MINI LEVEL RAKE
• 6 Teeth.
• 30" Wood Handle.



GD-9152
KIDS GARDEN SHOVEL
• With 36" Wood Handle.



GD-9149
MINI GARDEN HOE
• 30" Wood Handle.



GD-9160
11 TINES FLEX RAKE



GD-9131
STEEL HOSE HANGER
• Extra Strength.
• 5-1/2" × 10-1/2" Blade.



GD-9132
STEEL HOSE HANGER
• Heavy Duty.
• 4-4/5" × 12-1/2" Blade.



GD-9133
STEEL HOSE HANGER
• Extra Strength.
• 5-1/2" × 14" Blade.



GD-9134
3-PRONG MATTIC HOE
• 14" Wood Handle W/Foam Grip.



GD-9161
12 TINES LEVEL RAKE HEAD



GD-9162
25 TINES FLEX RAKE



GD-9163
14 TINES WELDED BOW RAKE



GD-9164
16 TINES FORGED BOW RAKE HEAD



GD-9165
24 TINES SPRING LAWN RAKE HEAD



GD-9166

Plastic Hose Repair Quick Connector With Water Stop

- Easy quick connect of watering products.
- Water stop feature let you switch tools with water on.
- TPR ring soft grip.
- 5/8" Plastic hose repair coupling.
- For repairing 5/8" garden hose.



GD-9167

Plastic Hose Repair Quick Connector With Water Stop

- Easy quick connect of watering products.
- Water stop feature let you switch tools with water on.
- TPR ring soft grip.
- 1/2" Plastic hose repair coupling.
- For repairing 1/2" garden hose.



GD-9168

Shut-off Valve Regulates Water Flow

- Swivel Coupling For Easy Connecting.
- Elastic Coating for Maximum Comfort.



GD-9169

Shut-off Valve -Direct Distribution of Water For Each Outlet

- Swivel Coupling For Easy Connecting.
- Elastic Coating for Maximum Comfort.



GD-9170

4-way hose connector

- Zinc body with TPR coated.
- Zinc swivel coupling with TPR coated.



GD-9171

- 5-1/2" hose nozzle
- Zinc body with power coated.



GD-9172

- Industrial Hose nozzle
- High temperature resistant.
 - Durable zinc body with TPR coated.



GD-9173

- Mini Fireman Hose Nozzle
- Adjustable from jet to full.
 - TRP coated for comfortable holding.



GD-9174

- Metal Fan Sprayer
- Zinc body with power coated.
 - Metal shut-off for on/off control.



GD-9175

- 3-way adjustable trigger nozzle
- Ergonomic grip for superior comfort and cold water insulation.
 - Water Flow Control Design.



GD-9176

6-pattern front trigger nozzle

- Ergonomic grip for superior comfort and cold water insulation.
- Water Flow Control Design.



GD-9177

8-pattern front trigger nozzle

- Ergonomic grip for superior comfort and cold water insulation.
- Water Flow Control Design.



GD-9178

3-way adjustable nozzle

- Adjustable from jet to full.
- Click button on/off design for easy operate.
- Soft coating for comfortable holding.



GD-9179

8-pattern hose nozzle

- Click button on/off design for easy operate.
- Soft coating for comfortable holding.



GD-9180

3-way adjustable trigger nozzle

- Ergonomic grip for superior comfort and cold water insulation.
- Water Flow Control Design.



GD-9181

8-pattern front trigger nozzle

- Ergonomic grip for superior comfort and cold water insulation.
- Water Flow Control Design.



GD-9182

3-way adjustable front trigger nozzle

- Metal Front Trigger with TPR coated for Greater Strength and Durability.
- Ergonomic grip for superior comfort and cold water insulation.
- Water Flow Control Design.



GD-9183

8-pattern front trigger nozzle

- Metal Front Trigger with TPR coated for Greater Strength and Durability.
- Ergonomic grip for superior comfort and cold water insulation.
- Water Flow Control Design.



GD-9184

3-way adjustable nozzle

- Adjustable from jet to full.
- Click button on/off design for easy operate.
- Soft coating for comfortable holding.



GD-9185

8-pattern hose nozzle

- Click button on/off design for easy operate.
- Soft coating for comfortable holding.



GD-9186

Hose Nozzle With 3-way Adjustable Head

- Soft comfort grip coating for Maximum Comfort.
- Flow control shut-off for easy adjustment.
- Click button on/off control.



GD-9188

- Hose Nozzle With 3-way Ajustable Head
- Soft comfort grip coating for Maximum Comfort.
 - Flow control shut-off for easy adjustment.



GD-9187

- 8-Pattern Hose Nozzle
- Soft comfort grip coating for Maximum Comfort.
 - Flow control shut-off for easy adjustment.
 - Click button on/off control.



GD-9189

- 8-Pattern Hose Nozzle
- Soft comfort grip coating for Maximum Comfort.
 - Flow control shut-off for easy adjustment.



GD-9191

- 8-Pattern Hose Nozzle
- Soft comfort grip coating for Maximum Comfort.
 - Flow control shut-off for easy adjustment.



GD-9190

- Hose Nozzle With 3-way Ajustable Head
- Soft comfort grip coating for Maximum Comfort.
 - Flow control shut-off for easy adjustment.



GD-9192

3-way adjustable hose nozzle

- Easy operate water flow control.
- Soft coating for comfortable holding.



GD-9193

8-pattern adjustable hose nozzle

- Easy operate water flow control.
- Soft coating for comfortable holding.



GD-9194

Mini Fireman Hose Nozzle

- Ergonomic design nozzle provides superior comfort and ease of use.
- 8-patterns for optimum versatility.
- Spray head with soft ring for easy adjustment.
- Larger Water flow control knob.



GD-9195

3-way adjustable hose nozzle with thumb on/off control

- Zinc cover with TPR coated.
- Thumb on/off control for easy one hand operate.



GD-9196

8-pattern hose nozzle with thumb on/off control

- Zinc cover with TPR coated.
- Thumb on/off control for easy one hand operate.



GD-9197

Rear Trigger Hose Nozzle With 3-Way Adjustable Head

- Plastic trigger with TPR coated for comfortable holding.



GD-9199

Front Trigger Hose Nozzle With 3-Way Adjustable Head

- Plastic front trigger with TPR coated for comfortable holding.



GD-9200

Front Trigger Hose Nozzle With 8-pattern Adjustable Head

- Plastic front trigger with TPR coated for comfortable holding.



GD-9198

Rear Trigger Hose Nozzle With 8-pattern Adjustable Head

- Plastic trigger with TPR coated for comfortable holding.



GD-9204

Heavy Duty 6-Pattern hose nozzle

- Patent special spray head with wonderful mist and shower function.
- Heavy duty zinc body.
- Durable zinc front trigger with TPR coated.



GD-9205

Heavy Duty 3-way hose nozzle

- Adjustable from jet to full.
- Heavy duty zinc body.
- Thumb On/Off control.



GD-9201

Heavy Duty 3-way hose nozzle

- Adjustable from jet to full.
- Heavy duty zinc body.
- Durable zinc trigger with TPR coated.



GD-9202

Heavy Duty 6-Pattern hose nozzle

- Patent special spray head with wonderful mist and shower function.
- Heavy duty zinc body.
- Durable zinc trigger with TPR coated.



GD-9206

Heavy Duty 6-Pattern hose nozzle

- Patent special spray head with wonderful mist and shower function.
- Heavy duty zinc body.
- Thumb On/Off control.



GD-9203

Heavy Duty 3-way hose nozzle

- Adjustable from jet to full.
- Heavy duty zinc body.
- Durable zinc front trigger with TPR coated.



GD-9207
33inch Shower head water wand

- Plastic shut-off control.
- Aluminum tube with foam grip for comfortable use.



GD-9208
18inch water wand

- 8-pattern water function.
- Shut-off water flow control.



GD-9209
18inch water wand

- 8-pattern water function.
- Thumb on/off water flow control.



GD-9210
18inch 8-pattern watering wand

- Front trigger with TPR coated for comfortable.
- Zinc cover with TPR coated.



GD-9211

- 18inch 8-pattern watering wand
- Zinc cover with TPR coated.
 - Thumb on/off control for easy one hand operate.



GD-9212

- 18inch 8-pattern watering wand
- Ergonomic design for comfortable use.
 - Spray head with TPR ring for easy adjustment.
 - Front trigger for precise on-off control.
 - Integrated flow-control allows drip free adjustment.



GD-9213

- 8 Function 30inch Water Wand with ratchet head
- Aluminum tube with foam grip for comfortable use.
 - Trigger Lock For Continuous.
 - ON/OFF Water Flow Control Design.
 - Crush-resistant glass-filled nylon front pushbutton trigger.



GD-9214

- 25-33inch extendable water wand
- 8-pattern adjustable head.
 - Adjustable from 25inch to 33inch.
 - Larger front trigger for easy holding.



GD-9215

- 36-52inch extendable water wand
- 8-pattern adjustable head.
 - Easy operate water flow control.
 - Aluminum tube with foam grip for comfortable use.



GD-9216

Plastic 3-Arm whirling sprinkler
 • Impact-resistant plastic base.



GD-9217

Plastic 3-Arm whirling sprinkler
 • Plastic 3-arm provide adjustable coverage.
 • Adjustable coverage spray tips.
 • Impact-resistant plastic construction.



GD-9218

Butterfly style base with impulse sprinkler
 • Full adjustable up to 3600° -Waters a radius up to 42' (12.8m).



GD-9219

2 Wheels base with 2 sprinkler arm
 • Full circle pattern-waters a diameter up to 40' (12m).
 • Swivel coupling for easy connecting.
 • Soft coating for maximum comfort.



GD-9220

2 Wheels base with impulse sprinkler
 • Full adjustable up to 3600° -Waters a radius up to 42' (12.8m).
 • Soft coating for maximum comfort.



GD-9221

Plastic Impulse Sprinkler

- Plastic impulse sprinkler head with Water Flow Control.
- Watering coverage adjustable from 1 to 360 degree.



GD-9222

Plastic Impulse Sprinkler

- Plastic impulse sprinkler head with Water Flow Control.
- Watering coverage adjustable from 1 to 360 degree.
- Metal spike.



GD-9223

Impulse Sprinkler with Step-on Spike

- Heavy Duty impulse sprinkler head with Water Flow Control.
- Metal step-on spike.
- Watering coverage adjustable from 1 to 360 degree.



GD-9224

Heavy Duty Deluxe 3 pattern rotary sprinkler

- 3 pattern sprinkler head.
- Metal step spike.
- Waters a radius up to 32 ft(10m) at 60psi.



GD-9225

15 Hole Oscillating sprinkler

- Impact-resistant Gear House.
- Watering area adjustment. Left, Right, Center, Full.
- Nozzle cleaner plug including.



GD-9226

15 Hole Oscillating sprinkler

- Impact-resistant Gear House.
- Watering area adjustment. Left, Right, Center, Full.
- Nozzle cleaner plug including.



GD-9227

15-21 hole oscillating sprinkler

- Adjustable from 15-21 spray hole.
- High impact-resistant plastic construction.
- plastic unique spray tube saves water by adjusting 6 switch.
- Watering coverage control.



GD-9228

15 holes Oscillating Sprinkler.

- Aluminium spray tube.
- Impact-resistant plastic base with soft coating.
- Watering Coverage control.



GD-9229

18 Hole Oscillating sprinkler with aluminium base

- Aluminium Gear House with Iron tube base.
- Watering area adjustment. Left, Right, Center, Full.
- Zinc swivel coupler with TPR coated.
- Nozzle cleaner plug including.



GD-9230

18 Hole Oscillating sprinkler with aluminium base

- Brass spray jet.
- Aluminium Gear House with Iron tube base.
- Watering area adjustment and Watering flow control.
- Zinc swivel coupler with TPR coated.
- Nozzle cleaner plug including.



GD-9231

21 Hole Oscillating sprinkler with ALUM base


- Aluminium Gear House with Iron tube base.
- Watering area adjustment. Watering flow control.
- Zinc swivel coupler with TPR coated.
- Nozzle cleaner plug including.



GD-9232
5/8"*15Meter Soaker Hose



GD-9233
5/8"*15M Light duty hose
• 3 ply construction.



GD-9234
5/8"*15M Medium duty hose
• 4 ply construction.



GD-9235
5/8"*15M Heavy duty hose
• 5 ply construction.



GD-9236
15M coil hose with nozzle combo set
• Including the 8-pattern hose nozzle.

GD-9001

HEAVY DUTY BYPASS PRUNER

- 20MM Capacity.
- Sk5 non-stick high carbon steel cutting blade.
- Chrome plated lower blade.
- durable handles with TPR grip.
- Safety lock.



GD-9001H

HEAVY DUTY BYPASS PRUNER

- 20MM Capacity.
- Sk5 non-stick high carbon steel cutting blade.
- Chrome plated lower blade.
- Bypass slicing action.
- Durable handles with TPR grip.
- Safety lock.



GD-9003

HEAVY DUTY STRAIGHT BLADE PRUNER

- 10MM Capacity.
- Sk5 non-stick high carbon steel cutting blade.
- Chrome plated lower blade.
- durable handles with TPR grip.
- Safety lock.



GD-9003H

HEAVY DUTY STRAIGHT BLADE PRUNER

- 10MM Capacity.
- Sk5 non-stick high carbon steel cutting blade.
- Chrome plated lower blade.
- durable handles with TPR grip.
- Safety lock.



GD-9002

HEAVY DUTY ANVIL PRUNER

- 20MM Capacity.
- Sk5 non-stick high carbon steel cutting blade.
- Chrome plated lower blade.
- durable handles with TPR grip.
- Safety lock.



GD-9002H

HEAVY DUTY ANVIL PRUNER

- Heavy duty, anvil cutting action enables pruning of mature, woody shrubs and tree branches up to 19mm (3/4") diameter.
- Teflon coated, Sk5 cutting blade means clean, friction free cutting, rust resistance, durability and lasting sharpness.



GD-9004

HEAVY DUTY ANVIL PRUNER

- Heavy duty, anvil cutting action enables pruning of mature, woody shrubs and tree branches up to 19mm (3/4") diameter.
- Teflon coated, Sk5 cutting blade means clean, friction free cutting, rust resistance, durability and lasting sharpness.



GD-9005

HEAVY DUTY ANVIL PRUNER

- Heavy duty, anvil cutting action enables pruning of mature, woody shrubs and tree branches up to 19mm (3/4") diameter.
- Teflon coated, Sk5 cutting blade means clean, friction free cutting, rust resistance, durability and lasting sharpness.





GD-9006

BYPASS LOPPER

- Upper blade: High carbon SK5 steel and chrome plated.
- Bottom blade: Middle carbon S45C steel and chrome plated.
- Cutting capability 35mm.
- Non-slip grips for PP and TPR.



GD-9007

HEDGE SHEAR

- Upper blade: Middle carbon S50C steel and chrome plated.
- Bottom blade: Middle carbon S50C steel and chrome plated.
- Cutting length 8inch.
- Handle: Round dia 24.5mm aluminum.
- Non-slip grips for PP and TPR.



GD-9008

CHAIN SAW

- The high carbon steel, heat treated blade is 760mm (30") long, 70 links with 140 bi-directional teeth and is self sharpening.
- Cuts virtually any type of wood or timber.
- Suitable for high or low pruning all from the ground.
- Longer ropes may be attached for cutting even higher growth.
- Can be operated by either one or two people.

GD-9009

E-Z WOOD CUTTING SAW

- Cuts virtually any type of wood or timber.
- For outdoor activities camping.
- Easy and light for carrying.





GD-9010
BUMPER HAND TYING MACHINE

- Garden tapetool for viticulture, fruit framing and horticulture.
- A gentle way to fix plants.
- Elastic, environmentally-friendly material.



GD-9011
2 IN 1 MULTI-PURPOSE SHEARS

- Easy cutting.
- Saw-type Blade.
- Cutting Ability: 4-Core Bronze Wire. Iron Wire Net 0.5mm. Ordinary Leather. Fishing Net



GD-9012

5PCS TOOL HANGER SET

- Perfect for hanging up tools to free up space in your shop or garage.
- Hardware included.
- Zinc plated.



GD-9015

3PCS JUNBO TOOL HANGER SET

- Perfect for hanging up tools to free up space in your shop or garage.
- Hardware included.
- Zinc plated.



GD-9014

4PCS TOOL HANGER SET

- Perfect for hanging up tools to free up space in your shop or garage.
- Hardware included.
- Zinc plated.



GD-9013

6PCS TOOL HANGER SET

- Perfect for hanging up tools to free up space in your shop or garage.
- Hardware included.
- Zinc plated.



GD-9016

4PCS TOOL HOOK SET

- Perfect for hanging up tools to free up space in your shop or garage.
- Hardware included.
- Zinc plated.



GD-9017

4PCS TOOL HOOK SET

- Hang up tools to increase space in the shops or garage in your shop or garage.
- Zinc plated hooks.
- Mounting hardware included.



GD-9018

4PCS TOOL HOOK SET

- Hang up tools to increase space in the shops or garage in your shop or garage.
- Zinc plated hooks.
- Mounting hardware included.



Garden Tools

kaupa

KAUPA INTERNATIONAL CO., LTD.

Add: No.2-7, Ln. 108 West, Yongfeng Rd., Taiping Dist., Taichung City 411, Taiwan

E-mail: service@kaupa.com.tw

Tel: 886-4-22778689 Fax: 886-4-22778289